

- ◆ Iowa Trip Recap
- ◆ Update of a Redo—Part 2
- ◆ More of Part 2

**Newsletter Issue: 17-04**

Find us on the Web at [www.InteriorExpressionsAZ.com](http://www.InteriorExpressionsAZ.com)

## Your ONE-STOP Solution for Distinctive Home Interiors



### **Molli & Maddyn's Memo**

We sure had a lot of excitement at our house a few weeks ago for my baptism. My big sister didn't even get jealous that I got so much attention that day.

You can tell from the picture above I was a happy little girl that day. I was baptized in the same dress and cross necklace my mommy was baptized in.

Nana and Papa came all the way from Arizona. Not sure where that is, but it must be a long way away because we don't get to see them very often, and we miss them already.

**Molli & Maddyn**  
**Nana's granddaughters**

## Iowa Trip Recap

Our recent long weekend in Iowa for our second granddaughter's baptism was so special, in a lot of ways.

First off was the weather. When we landed late Thursday night, the pilot said it was 19 degrees with winds at 25 mph. My husband estimated the wind chill was below zero.

It never got above freezing our entire stay and we woke up Saturday morning to a half-inch of snow.

All vivid reminders of why we moved to Arizona.

Second, it was wonderful to spend so much time with my two little *angels*, as I call them.

The older Molli doesn't show any jealousy toward Maddyn, and likes helping with her little sister.

Got to see lots of family on my husband's side, but the weather prevented me from going to see my father.

Lastly, was the wonderful sermon by the pastor at the church where Maddyn was baptized. My husband and I both agreed it was the first 45-minute sermon we had ever experienced that felt like 20 minutes. What a gift he has.

I miss my two little *angels* every day, but I'm blessed our son married a wonderful woman and the two of them are raising the girls right.



Until Next Month, *Betty Jones*

### *Thank You for Your Referrals*


Arlene & Mark Wong referred Jane & Bill Lockett  
Doris & Will Medlicott referred Marti & Ron Yocum  
Jeff Sprunger referred Betty Ahrens

*Referrals are the lifeblood of our business. Thank you for these and all your referrals*

# Update of a Redo—Part 2

Continuing the story from last month's newsletter of how we helped Abby and Randy turn their recently acquired SaddleBrooke house into *their* dream home.

We had helped the prior owners of this house make it a home of *their* dreams, now we got to help Abby and Randy do the same.



## Custom Office

We had some challenges in the office, mainly a double entry door, a large shuttered window, as well as a vintage embossed desk, and a large dark bookcase, all in a room 10' by 13'.

The Greene's wanted to use the inherited bookcases above, but wanted a more contemporary look/feel for the room. So, we designed the desk and credenza with a complimentary look, but more contemporary feel.

We designed the file storage credenza and desk in alder with a cherry stain. The front of the desk holds books, allowing the desk to be deeper on top for laptop, monitor, and working materials.

We added two bookcases on each end of the credenza that were painted the color of the wall, so they wouldn't overpower the room.



## Checking Work at our Custom Woodworker

Abby took this picture during one of our trips to the shop of our custom woodworker to check out progress and approve finishes. The craftsman to the left is hand carving one of the hutch/buffet doors.





## Music Room

Randy loves music!!! So Sara and I created a *proper* music room by covering the walls with 2 ft. by 8 ft. linen panels, including the closet door, and back side of the door to the room; all for proper acoustics. The panels are attached to the walls with Velcro strips, shown in the picture to the right.

The drapes are double lined in same fabric.

Then we designed the cabinet/seating piece which is shown above 90° from the sofa, and below during construction. The drawers store vinyl albums (remember them), as well as CDs in the small center drawer. We padded the top, for additional seating, when several couples listen together.



Velcro strips before attaching the panels 10/01



During Construction

Our Audio expert assisted in the balance of the decibels, to ensure the experience is what they wanted. It is a beautiful room. The horizontal LED lights resemble the front of an audio receiver, alternating height in the room.

Randy loves his new music room and very much appreciates the unique ways we helped him accomplish his dream music room.






11015 N. Oracle Rd. Suite 121  
Oro Valley, AZ 85737  
520-825-8256

AS FEATURED IN ...



Arizona Daily Star

THE WALL STREET JOURNAL




### Custom Glass/Metal Table

We had a lot of fun bringing in the 240 lb. glass top, and setting it on our custom metal base.

The light fixture is a creation of the original client that Abby and Randy loved....they felt it added a sense of FUN to the home.



Living Room / Dining Room



Powder Room