

- ◆ Creating *MY* Dream Home!
- ◆ Her Special Birthday Present
- ◆ Marriage Humor

Your ONE-STOP Solution for Distinctive Home Interiors



L—R, Zachary, Grant, Andrew
on their new jet ski



Grant and his
BIG CATCH

Molli & Maddyn's Memo

We were both excited to see our cousins in North Carolina got a Jet Ski to go along with their boat.

We are so looking forward to them 'handing down' their Jet Ski to us.

Congrats to our youngest cousin Grant on the nice bass he caught.

Molli & Maddyn
Nana's granddaughters

Creating *MY* dream home!

After all these nearly 20 years of helping our clients create the home of their dream, I get to do the same thing for myself and my husband.

We have a home under construction in the Maracay Center Pointe Vistoso development in Rancho Vistoso in Oro Valley.

This has been quite the learning experience.

I now have a MUCH better understanding of what people go through when buying a 'production' home.



Kind of what our home will look like

They see these marvelous 'models' all decked out and furnished.

What we found is there are finishes in the models which are not available if you buy a home. They also see upgrades they may think are standard.

The upcharges for what people really want are either cost prohibitive or not available at all. We have had several clients tell us they were in tears over not being able to get the finishes they really wanted.

Fortunately, being 'in the industry' allows us to do some things most buyers can't. We can spend the same total dollars as with the builder upgrades and end up with the home of my dreams (like we help our clients create), vs. settling for what the builder offers.

Fortunately, we picked a good production builder. The 'bones' of our home are solid, as confirmed by the independent inspector we hired. Maracay has also been extremely good to work with through the construction process.

Look for BEFORE and AFTER photos in coming newsletters.



Until Next Month, *Betty Jones*

What Our Clients Are Saying

Any updating or remodeling project will have an snafu or two. I always feel the mark of a good company is how well problems are resolved. IE stepped in and immediately resolved an unexpected situation at the end of our project, to our highest satisfaction.

Roberta & Chuck Collins, Oro Valley

Her Special Birthday Present

Eileen, along with her wonderful husband Steve, raised their four children in their 16 year old home. After deciding to keep their home for another 10+ years, they wanted to update the kitchen, nook and lighting.


Goals

- Better use of small kitchen
- Keep counters clean
- Simple updated look




The column at end of the counter housed vital plumbing. But we were able to shrink it by 8" or more to enhance the open feel.



We wrapped the column in a "wave" glass tile Eileen fell in love with.



Designer Touches

- ◆ Made the peninsula all one level to create a more open feel
- ◆ Lengthened the peninsula so we could add a garbage/recycle cabinet
- ◆ Suggested a knife drawer to get them off the counter. Eileen says this is one of her favorite parts of her new kitchen
- ◆ Shortened the upper cabinets on either side of the hood vent so the cabinet bottoms aligned with hood vent, for better visual presentation
- ◆ Used a microwave drawer to get it off the counter
- ◆ Pots and pans drawers under the gas range, for quick and easy access
- ◆ Lower cabinet to the right of the double ovens is 6" less deep than standard to allow more room for the nook chair at end of table.
- ◆ No storage was lost, and they actually gained some convenient storage, like the spice pull-outs on either side of the range





We LOVE our new kitchen!

Betty listened to our answers after asking detailed questions about our concerns and storage issues. We have a spectacular new kitchen, which is a much better space to create our meals.

Eileen and Steve Ingle—Oro Valley

More Designer Touches

- ◆ Added door panels to the end of the peninsula to give it a finished look (versus a typical flat veneer)
- ◆ Created a lighted niche to the right of the sink for their Keurig coffee maker, so it wasn't on the counter
- ◆ Added three new pendants over the peninsula and a new chandelier over the nook table
- ◆ Money saving tricks we did
 - Refinished the nook table vs. replacing
 - Recovered barstools and nook chairs vs. replacing
 - Shortened the barstools to counter height vs. their original bar height vs. buying new bar stools
- ◆ Increased the opening above sink by using a glue lam beam to carry load
- ◆ Replaced the soft valances with cornice boards in fabric complimenting the bar/chair fabric and wave glass
- ◆ Eileen added a *Fleur de lis* piece on the soffit above the hood to break up the soffit and add a feminine touch
- ◆ The Cambria quartz counter on the peninsula is now six feet deep. This was possible by using three steel supports embedded into the underside of the counter
- ◆ Glass doors were used in the upper cabinets in the nook area for added interest



11015 N. Oracle Rd. Suite 121
Oro Valley, AZ 85737
520-825-8256

AS FEATURED IN ...



Arizona Daily Star

THE WALL STREET JOURNAL

Marriage Humor

4th Husband

An elderly woman became a local celebrity in her small town by getting married at the age of 92.

The newspaper sent a reporter to interview her. His first question was how she enjoyed being a newlywed in her 90's.

"Oh, this isn't my first husband," the woman replied. "I'm used to this by now."

"Really? How many times have you been married?"

"This is my fourth husband. When I was 22 I married a banker. He died, and then when I was 43 I married a circus performer. He ran away with a dancer. Then when I was 62 I married a minister, and he lived a long time."

"What does your new husband do?"

"He's a funeral director," she said proudly.

The reporter laughed. "That's quite a variety of husbands."

"Oh it always made perfect sense to me," the woman said. "I married one for the money, two for the show, three to get ready and four to go."

If you think women
are the weaker sex,
try pulling the
blankets back to
your side.

