

- ◆ New Angel Pictures
- ◆ Green Council Award
- ◆ Kids are gone...Let's Update!
[with video review](#)

Newsletter Issue: 18-06

Find us on the Web at www.InteriorExpressionsAZ.com

Your ONE-STOP Solution for Distinctive Home Interiors

Proud of our Partnerships

We are very proud of our partnership with Pacific Furniture, the supplier our propriety 'Comfort-Fit' upholstery line.

Pacific Furniture is a 3rd generation family owned business in Phoenix/Scottsdale.

They sell exclusively 'to the trade', meaning showrooms like Interior Expressions. We are proud to have partnered with them since we opened in spring 2004.

It took me a quite few years to convince the Pacific Furniture owners, Mark & Beth Irwin, to develop what is now our exclusive **Comfort-Fit** upholstery program.

With our **Comfort-Fit** upholstery program we can tailor fit a chair, sofa, or sectional to *your* perfect fit.

No need for you to settle for what the most import furniture stores *think* will fit you. We can personalize your upholstery to fit your specific body size, shape and upholstery piece use.




Comfort-Fit is GREEN Too!

Pacific Furniture recently was awarded a Local Leader Award by the United States Green Building Council.

This award recognizes Pacific Furniture's efforts and resulted in the implementation of Sustainable Technologies...meaning, they are a leader in Green Manufacturing.

So we are proud to partner with Pacific Furniture for their "green" efforts too. Congrats Pacific Furniture!



Until Next Month, *Betty Jones*



Molli & Maddyn's Memo

We had school pictures again at pre-school recently.

Mommy dressed us up in matching polka-dot tops. We'll both probably regret that in Junior High or High School.

And what is with the 'unicorn' spike Mommy did with Maddyn's hair. That will go over *huge* at her wedding.

Molli & Maddyn
Nana's granddaughters

Thank You for Your Referrals

Tom Ireland referred Kelli Zepsey

Arlene Wong referred Sherry Eichert

Karen Gressing referred Linda Inhelder

Referrals are the lifeblood of our business. Thank you for these and all your referrals

REMEMBER OUR REFER-A-FRIEND REWARDS PROGRAM: \$250 to You & \$250 to Them

Kids are gone...Let's Update our Home

A common theme we've seen over the recent years.


Suzette & Chuck had a structurally sound home, in a great location, with a great view.

Their kids were grown and on their own, and the home they built to raise their kids in was a bit dated and didn't provide the open floor plan so cherished today.

They wanted to reconfigure the kitchen, update the master bath & guest bath, install new flooring throughout the home and create a more open feel between the kitchen and great room...NO PROBLEM.

MOVE OUT!

What helped us and our contractor get this project accomplished in fairly short order is that Suzette & Chuck moved out. This turned a 3-5 month project into a short two months.



Kitchen Reconfiguration

We reconfigured the kitchen to eliminate the peninsula and replace it with an island. As you can see, we also brightened the kitchen with the lighter cabinets and counters as well as enhanced lighting.

The contrasting color island cabinets helps tie-in the new flooring to the overall design for a cohesive look.

The house had a post-tension slab foundation, so it took some delicate and precise jack-hammering for the water, sewer and electrical in the island.





UPDATED MASTER BATH

To update the Master Bath we...

- ◆ Eliminated the never used tub
- ◆ Used the tub space to create a spacious shower
- ◆ New cabinets, counters, mirrors, lighting, sinks, plumbing fixtures
- ◆ Extended the shower wall tile to the ceiling to create the feeling of added height in the room
- ◆ Eliminated the shutters on the windows above the old tub
- ◆ Added a 'rain-head' shower head the owners wanted after experiencing the same in a hotel
- ◆ The shower valves are inside the shower (behind the towels in the picture above), so they can turn on the shower without getting wet.



Master Bath Before

Betty and her team were outstanding to work with. They helped us fulfill our vision and worked with us every step of the way. We couldn't be happier. We just love our new space. The project involved a complete remodel of the entire house: new kitchen, new master bath, new guest bath, new flooring and light fixtures.

We couldn't be happier with how the project turned out. We LOVE living here and being in our new space.

Suzette and Chuck, Oro Valley

See their video review at www.InteriorExpressionsAZ.com



11015 N. Oracle Rd. Suite 121
Oro Valley, AZ 85737
520-825-8256

AS FEATURED IN ...



Arizona Daily Star

THE WALL STREET JOURNAL



Updated Fireplace

We took out the old fireplace and mantel and replaced them with a gas log, new firebox, new mantel and hearth with a mosaic tile surround to make it the focal point of the room.




Fireplace Before



New Craftsman Front Door

Our contractor mimicked the brick headers on the exterior of the windows above the new entry door to make it look like it was original to the home.



Guest Bath Before



New Guest Bath

Nearly everything is new in the Guest Bath, but the tub. We re-glazed the old tub to save \$. We also used the same engineered wood flooring that is in the rest of the house.