

- ◆ Spring Cleaning in AZ?
- ◆ Southwest Themed Update
- ◆ St. Patrick's Day Humor

Your ONE-STOP Solution for Distinctive Home Interiors



Molli's Memo

Usually I really like eating yogurt. But this day, it was much more fun to play with it. It's kinda gooey.

I'm glad mommy didn't get too upset, since she had to clean it up, after laughing so hard at me.

I was really happy to talk with Nana on the phone and hear she is feeling much better after her back surgery.

I love you Nana!

Molli Bryn,

Nana's first granddaughter

Spring Cleaning in Arizona?

Spring cleaning is a concept those from "cold country" can relate to. I can still remember my mom organizing myself and my three sisters into teams to tackle the "Spring Cleaning" chores. We all pitched in, whether we wanted to or not, even at a very young age.

Many of us living in Arizona, whether full-time or part-time, don't give much thought to Spring Cleaning. Here are a few spring cleaning ideas to help make or keep you home more beautiful and enjoyable.

Clean Horizontal Cellular Shades

Bugs are notorious for getting into horizontal cellular shades, and sometimes dying in there, or even laying eggs. If left there, they can permanently stain the shade fabric. We can recommend a local company who can come to your home and clean horizontal cellular shades. Just call the showroom for the information.


Clean Drapes

With all the dust, pollen, mites and possibly pet dander in our homes here in Arizona, it is best to have your drapes professionally cleaned to prolong their beauty and life. Doing this can also help if you have allergies. But you don't have to take them down and haul them to the dry cleaner's. We can also recommend a local company who will come to your home, remove the drapes, clean, and rehang them a few days later.

New Permanent Botanical Arrangement

Some call them faux flowers, but whatever you call them, this a great way to give a fresh new look to your dining room table, kitchen island, or some other featured space in your home.

We work with a great local company which creates amazing arrangements. And we'll make sure it compliments the colors in your home.



Until Next Month,

Betty Jones

Thank You for Your Referrals

Gerald Parry referred Suz & Gary Mahler

Susan & Dick McVay referred Marilyn Moya

Liz & Ken Zebal referred Marlene & John Ingebritson

Referrals are the lifeblood of our business. Thank you for these and all your referrals

Updating a Southwest Themed Home

Past client Katy called us to help update her home. The areas of focus were the family room, kitchen and re-tiling the entire home.

Katy has tons of beautiful Southwest art and artifacts displayed throughout her home. So we opted for more neutral colors to showcase her collections.



Kitchen Before



Kitchen After

Other Updates

- Replaced the tile throughout the entire house. New tile was installed on the diagonal to visually enlarge the space.
- New natural woven shades in kitchen and family room
- New mesquite table top with metal base and four alder chairs with a cheerful southwestern stripe fabric
- New neutral warm paint color
- Reupholstered a chair in faux leather

Kitchen Update

- Refaced the oak cabinets in alder with a rich warm cherry finish and shaker door style; added complimenting cabinet hardware
- Replaced Corian counters with Cambria quartz
- New granite composite sink and bronze faucet
- New beige travertine backsplash in a mini Versailles pattern
- Replaced old fluorescent lighting with recessed light fixtures
- Painted the kitchen a single neutral warm color to visually raise the ceiling height



Kitchen After


Fireplace Make-Over

Fireplace Looked Out-of-Place


The existing fireplace surround did nothing to compliment the artwork and artifacts.

We added stacked stone to give it a Southwest feel, and for visual interest and texture. We kept the color light in order to show off the art, including her flute collection.

The re-shaped hearth is covered with three travertine slabs. A new alder mantle in a rich warm cherry finish tops it all off.



Fireplace Before



"Because of everything Interior Expressions offers, and the multitude of options they offer for everything, it is like running all over town - without running all over town.

I'm not a professional at this and if you make a decorating mistake, be it one paint color or one wrong fabric, it's more expensive to correct a mistake than it is to get it right and I knew if we used a professional, it would be right. We have to get it right the first time. I don't mean to brag but we love what we've done. Everything is what we wanted.

Katy M. — Oro Valley



Fireplace Before Stone & Tile Applied




Interior Expressions

DESIGN SHOWROOM

11015 N. Oracle Rd. Suite 121
Oro Valley, AZ 85737
520-825-8256

Have a SAFE and HAPPY ST. PATRICK'S DAY



Crabby Road

Crabby Road



Irish Joke

Paddy spies a letter lying on his doormat. He notices a "DO NOT BEND!" sticker on the letter.

Paddy spends the next two hours trying to work out how to pick it up.

