

- ◆ New Home Update
- ◆ Record Month in August
- ◆ We Need Another 20 years

Newsletter Issue: 17-10

Find us on the Web at www.InteriorExpressionsAZ.com

Your ONE-STOP Solution for Distinctive Home Interiors



Molli & Maddyn's Memo

We got all dressed up in our Iowa State football cheerleader outfits to help Daddy and Mommy (and Nana & Papa, and our aunts/uncles/cousins in North Carolina) cheer on Iowa State against our arch rival, the University of Iowa.

Unfortunately, Iowa State lost in overtime and it wasn't pretty here.

We sure could have used Nana here that day. She doesn't get in a bad mood when Iowa State loses to Iowa (she doesn't *get it* we guess).

Molli & Maddyn
Nana's granddaughters

Update on our New Home

We took possession of our new Maracay production home on Friday, August 25th. On Monday, August 28th I set about to take out all the flooring, cabinets, counters, lighting, plumbing fixtures, shower tile and then some.

When I or my husband tell people what we are doing we get some very strange looks, and understandably so.

But, as my wonderful husband keeps reinforcing to me, we'll end up with a home we LOVE versus one we SETTLE FOR.

We're too old to SETTLE he says. Something we often discuss with clients. Photos to come.

RECORD MONTH in August

For the month of August, we achieved an All-Time record for monthly sales...more than any month since we started in March, 2004.

This took a great deal of hard work, concentration and team work to accomplish. I have such a great team. I'm so proud of them.

To thank and recognize the team, we are shutting down the showroom for a day in mid-October and taking the entire team, via chauffeured limo, to Scottsdale for a *girls day out*.

We'll tour renowned architect Frank Lloyd Wright's long-time home, Taliesin, then enjoy a luxurious lunch at the famous 'Stockyard' restaurant. Capped off by a shopping spree at Scottsdale Fashion Square.

Look for photos in our November newsletter.

This will be a great team building experience and special THANK YOU to our team for such a great accomplishment.

I apologize in advance if this causes any inconveniences for you. As my husband often reminds me...we are not in the medical profession—no one will die if it has to wait a day.

Until Next Month,



Betty Jones

Thank You for Your 5-STAR VIDEO REVIEWS

Nancy & Bob Lorenzetti

Diane & John Smith

Linda & Tom Longlet

*In today's digital world VIDEO reviews are almost as important as referrals.
Call Amorie at the showroom at 520-275-9368 to see how you can join in on the fun.*


New Look for the Next 20 Years

That's what Karen and Michael wanted, a new look for their home of 20 years that would last them for the next 20 years.

Total Kitchen Makeover

Replacing their dated kitchen was of top priority. A clean updated look is what our clients were after. Giving our clients what *they* want, versus what we think they should have is how we work.

Taking the new cabinets to the 8 ft. ceiling helps make the room seem taller.



- New laminate flooring, in a grey washed pine look, throughout the entire first floor helps tie everything together
- Hard to see in the picture to the right, but one of Michael's favorites is the Keurig coffee maker in the refrigerator door.
- We removed the pocket door to the right of the refrigerator and widened the opening for easier access to the new family room.
- Using less deep cabinets between the refrigerator and the wall oven / microwave cabinet allows for a small counter area to set things and adds interest





- We removed the sliding glass door on the right side of the nook to allow for more lower cabinets.
- We added a swinging door to the left side of the nook for easier access to the outdoor BBQ area.
- Taking the backsplash on cooktop side to the ceiling also helps make the room feel larger
- Below the cooktop we put large pots and pans drawers, with a spice pull-out on one side and a tray pull-out on the other side.
- Relocating the microwave to above the new wall oven allowed us to add hood vent with lighting; a much more up-to-date look.

Michael and I love our new look!!!



So much more functional, and the neighbors are all raving.

We wanted a new look to stay in our home another 20+ years, and boy did we get it!

Thanks Sara and Betty!

Karen and Michael Knotek, Oro Valley

- Painted entire lower level of the home three shades of grey
- Farmhouse stainless steel sink was a big hit for larger cookware
- We replaced the fluorescent light box with a fun LED globe fixture and put rope lighting around the sides of the recess
- Eight new LED can lights add plenty of new light to the kitchen
- Strong and durable Fieldstone cabinets are a welcomed addition. All the doors and drawers are soft-close.
- Note the furniture end panels on the ends of cabinets. A small upgrade, but gives everything a finished look.





11015 N. Oracle Rd. Suite 121
Oro Valley, AZ 85737
520-825-8256

AS FEATURED IN ...





Arizona Daily Star

THE WALL STREET JOURNAL



of Interior Expressions' Premier Client Newsletter



BEFORE

The old Family Room is now the Dining Room.

- A new glass-topped boat-shaped walnut based table, with alternating charcoal and ivory leather chairs.
- We designed a bar and floating glass upper cabinets for additional storage.
- A Cambria marble look counter top (same as kitchen) allows a similar look to kitchen but in the walnut stain.
- Wine storage in center of lower cabinet.




The old Dining Room is now the Family Room

The door was deleted due to water damage and replaced with large windows which also provide ventilation.

Sliding panels provide light control for daytime TV viewing.

A custom floating shelf below wall-mounted TV provide a place for accessories.



BEFORE