



- ◆ Musings of the Month
- ◆ Bath Transformations Made Easy
- ◆ Labor Day Facts & Trivia

Your ONE-STOP Solution for Distinctive Home Interiors

Musings of the Month

What Labor Day Means to Me

I see the Labor Day Trivia on the back page of this newsletter, and it reminds me of how hard I've "worked" all my life.

From bartending and waitressing in my teens (my first *sales* job), to working behind the jewelry counter at Target, to managing a chain of uniform stores, to being a traveling jewelry rep, to being a buyer and ultimately a designer for a division of Saks Fifth Avenue, to being an independent interior designer, all "jobs" I grew from doing.

As with all jobs, there are pluses and minuses with each. But my attitude in each and every "job" was always...*What can I learn from this that will help me in the future?*

I am blessed with not having a "job" anymore. Ever since we opened Interior Expressions in 2004, I feel like I'm doing what God put me on this earth for...to help people create the homes of their dreams. And when I'm doing that, it never feels like a "job".

So Labor Day to me is a day to pray that all those people who toil at "jobs" they don't love, the way I love mine, can someday find their purpose in life so what their job doesn't *feel* like a "job".

I Also Think of Our Team on Labor Day

Labor Day also gives me pause to think of what a great team we have assembled here at Interior Expressions.


Our team works extremely well together. They support and help each other. They understand superior service to our clients is our primary differentiating factor.

So, Labor Day also reminds me to be thankful for the fantastic team we have here to help you.



Until Next Month,

Betty Jones



Molli's Memo

I'm so happy to have enough teeth to dig into some sweet and sumptuous Iowa sweet corn. Smothered in butter, with a little bit of salt, Mmmmmmm!

I hear Nana and Papa are jealous, because they don't have such great sweet corn in Arizona.

Maybe they will move back to Iowa for the sweet corn? From what Daddy tells me, he doesn't think that will happen.


**Molli Bryn,
Nana's first granddaughter**

What Our Clients Are Saying

Our designer worked within our budget and was always willing to come up with "Plan B" when our champagne taste had to revert to Chardonnay. Whenever anyone walks into the room, they are "wowed" by the statement it makes. The design choices will stand the test of time.

Teri Colmar — Oro Valley

Bath Transformations Made Easy...



Rustic Southwest look desired by this client

Our client purchased his own mirror and copper sink, which we used as the main inspiration for the design. We did a custom vanity cabinet with alder wood and centered the plumbing on the new vanity cabinet to make it more functional.

The countertop is Cambria quartz, which is increasing in popularity. New sconces were purchased for either side of the mirror, mimicking the curved lines and rustic style of those elements. The accent tile from the shower was pulled into the vanity backsplash to tie the design together. We enlarged the width of the shower for a more spacious environment.

The shower is a stone-look porcelain tile. By taking it floor to ceiling and accenting with the vertical bands, it creates a beautiful, dramatic focal point. The clear, frameless glass door disappears into the design. We did pebbles on the shower floor. The walls were painted with a soft neutral color to soften the look and allow the shower tile to be the main focus. The controls were placed on the back wall for easy access from the shower door.

The client actually uses the guest bathroom over his dated master bath because he loves the feeling of the pebbles on his feet during the shower. He said it's almost like a massage!

I really enjoyed working with Interior Expressions on my bathroom renovation. Betty and Bryana did a great job during the design process. I really appreciated them incorporating a mirror and sink that I had picked up on my own.

There was never any pressure and they were very accommodating to some changes before the work began. Bryana also did an outstanding job in overseeing all the work that was done to complete the project. She was actively involved with the contractors and made the whole process run smoothly.

I look forward to working with Betty, Bryana and the whole Interior Expressions team on my next home project.

Jeff Kienzle, Pharmacist — Oro Valley

From Dark & Dated to Bright & Contemporary

Our clients' master bath was dark and dated with green marble counters and swirly mosaic deco tiles in the shower and on the window seat.

To brighten up the space and make it more contemporary, we replaced the counters with a light colored granite in shades of beige, cream and grey with a little black. We added a glass tile backsplash in four colors and installed them in a subway pattern.

In the shower and on the window seat, we removed the swirly mosaic pattern and replaced it with the more contemporary glass tiles to match the backsplash.

We also replaced the light fixture, faucets and door pulls for a more streamlined look.


The cabinets here look much brighter due to our amateur *before* photos vs. the professional *after* photos. Good thing we are better designers than photographers.



Her Vanity Before



His Vanity Before



Shower After

I happened to come across your design showroom when we closed on our home in Oro Valley and stayed at the nearby Holiday Inn. What a find! We were delighted to have Becky Zimmerman work on our project(s). She was a perfect fit for our contemporary/transitional style. She made a dated, tired bathroom look contemporary and fresh again, while working within our budget.

Every project has its glitches. Becky handled the few we had professionally, promptly and courteously. Interior Expressions has high regard for its clients and excels in customer service. I would be happy to recommend IE and Becky to any potential clients

Teri Colmar, Oro Valley



Interior Expressions

DESIGN SHOWROOM

11015 N. Oracle Rd. Suite 121
Oro Valley, AZ 85737
520-825-8256

LABOR DAY FACTS & TRIVIA

1. The first celebrated US Labor Day was on Tuesday, September 5, 1882 in New York City, planned by the Central Labor Union.
2. 10,000 workers marched from City Hall all the way to 42nd Street and then met with their families in Wendel's Elm Park for a picnic, concert, and speeches.
3. Canada is said to have originated the idea of hosting a day honoring the labor movement. In 1872, they held a "Nine-Hour Movement" to show support for striking workers.
4. There is disagreement about who actually proposed Labor Day as a holiday. Some say it was Peter J. McGuire, who was the cofounder of the American Federation of Labor. Others believe that it was Matthew Maguire, a machinist.
5. Oregon was the first state to celebrate Labor Day as a legal holiday in 1887.
6. The decision to make Labor Day the first Monday of September was approved on June 28, 1894.
7. Labor Day started as a part of the labor union movement, to recognize the contributions of men and women in the US workforce, but modernly is seen as a chance to celebrate the last weekend of summer.
8. Americans worked 12-hour days seven days a week during the 19th century!
9. The Adamson Act was passed on September 3, 1916 to establish an eight-hour work day.
10. Historians say the expression "no white after Labor Day" comes from when the upper class would return from their summer vacations and stow away their lightweight, white summer clothes as they returned back to school and work.
11. There is still a Labor Day parade in New York City, which takes place throughout the 20 blocks north of the 1882 labor march.

